

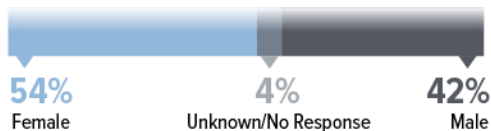
# COCC QUICK FACTS 2020-21

## Programs of Study (credit students)



- 49%** Transfer programs
- 27%** Career and Technical Education programs
- 22%** Non-Certificate/Degree-Seeking
- 2%** Exploratory Majors

## Credit Students

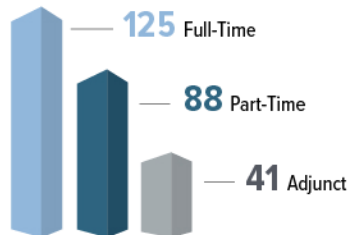


## Enrollment

- 11,024** Total Enrollment\*
- 6,677** Credit Classes Enrollment
- 5,547** Noncredit Classes Enrollment

\*Note: some students take both credit and noncredit classes.

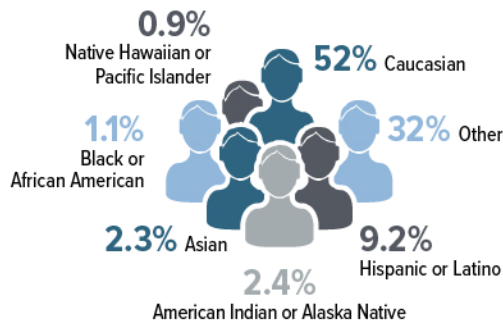
## Faculty



**64.9%**  
Credit Courses Taught by Full-Time Faculty

**1 to 16**  
Faculty to Student Ratio

## Student Ethnic Breakdown



## Scholarship Dollars



## Financial Aid

\$\$\$\$\$

**47.5%**  
Certificate/Degree seeking students awarded financial aid in 2020-21